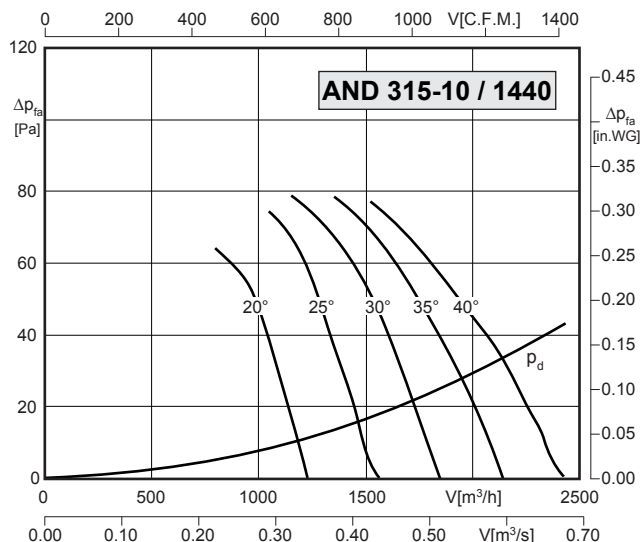
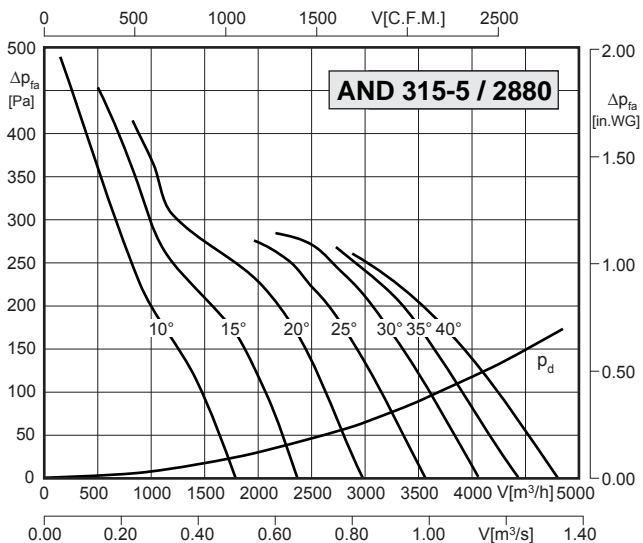


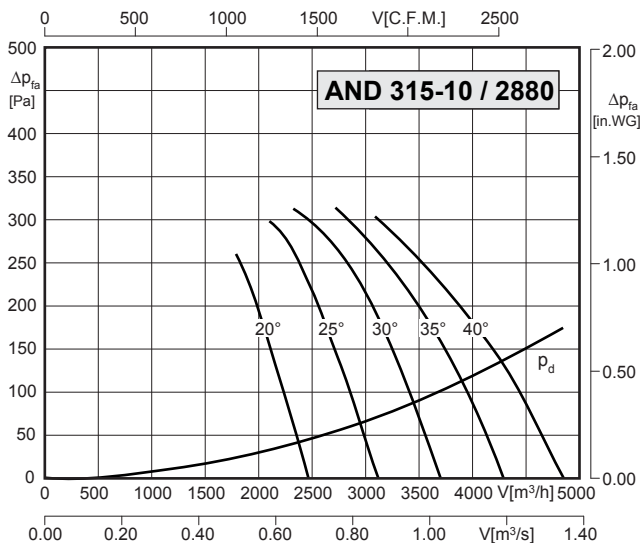
[°]	10°	15°	20°	25°	30°	35°	40°
[kW]	0,016	0,024	0,035	0,047	0,058	0,097	0,109
Motor	0,12	0,12	0,12	0,12	0,12	0,12	0,12
[dB(A)]	64	65	66	68	69	71	72



[°]	10°	15°	20°	25°	30°	35°	40°
[kW]	-	-	0,045	0,062	0,098	0,116	0,135
Motor	-	-	0,12	0,12	0,12	0,12	0,18
[dB(A)]	-	-	68	69	72	73	73



[°]	10°	15°	20°	25°	30°	35°	40°
[kW]	0,129	0,194	0,281	0,374	0,462	0,775	0,871
Motor	0,18	0,25	0,37	0,37	0,55	1,1	1,1
[dB(A)]	81	83	84	85	86	89	90



[°]	10°	15°	20°	25°	30°	35°	40°
[kW]	-	-	0,361	0,495	0,783	0,929	1,082
Motor	-	-	0,37	0,55	1,1	1,1	1,1
[dB(A)]	-	-	86	87	89	90	91