

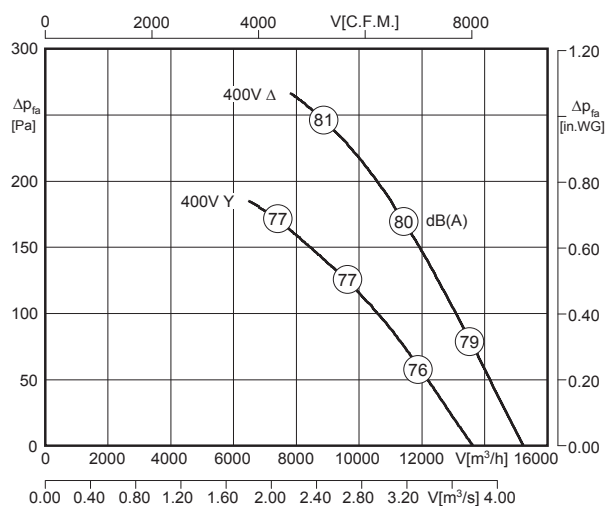
Axialventilator Typ AKFD / Axial Fan type AKFD

Baugröße / Size: 630



- stufenlos steuerbar
 - geringe Bautiefe
 - in allen Einbaulagen einsetzbar
 - profilierte Aluminium-Druckgußflügel
 - verbessertes Geräuschverhalten durch optimierte Flügelgeometrie
- continuously controllable
 - low installation depth
 - can be installed in any position
 - shaped blades made of aluminium
 - improved acoustic performance due to an optimized blade-design

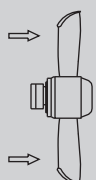
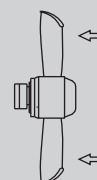
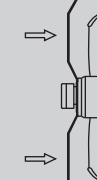
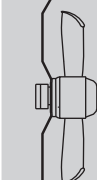

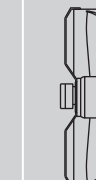

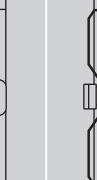
Technische Daten / Technical Data:



Ventilatorotyp / Fan Type	U [V]	f [Hz]	P [kW]	I _N [A]	n [min ⁻¹]	C [μF]	t _R [°F]	t _R [°C]	ΔI [%]	I _a /I _n	⚠	★
AKFD 630-4-4 G.6HF	400 D/Y	50	1.55 / 1.12	2.95 / 1.85	1375 / 1155	-	158	70	-	4.8	IP54	01.045

Geräusche / Sound levels:

LWA _{rel} A-bewertet bei V=0,5*V _{max} LWA _{rel} A-weighted at V=0,5*V _{max}	fM [Hz]						
	125	250	500	1K	2K	4K	8K
LWA _s [dB(A)] Ansaugseite / inlet side	-20	-16	-10	-5	-4	-9	-16

Bauform / Construction							
1	2	3	4	5	6	7	8
Förderrichtung / Air flow direction							
A	V	A	V	A	V	A	V
<input checked="" type="checkbox"/>	<input checked="" type="checkbox"/>	<input checked="" type="checkbox"/>	<input checked="" type="checkbox"/>	<input checked="" type="checkbox"/>	<input checked="" type="checkbox"/>	<input checked="" type="checkbox"/>	<input checked="" type="checkbox"/>
							

Detaillierte Zeichnungen zu den jeweiligen Bauformen finden Sie aktuell in unserem Ventilatoren-Auswahlprogramm RoVent / Detailed drawings of the respective constructions can be found up-to-date in our fan selection program RoVent

50 HZ