

Diameter:

560 mm

R14_-56AP_-ET60B-03B18



Nominal data according to standard IEC 60034 (max. load):

Phase	3~
Nominal voltage	400 V
Nominal voltage range	380-460 V
Frequency	50-60 Hz
Input power	600 W
Input current	1.1 A
Nominal speed	1150 RPM
Min. ambient temperature	-25 °C
Protection class	IP54
Insulation class	130

ErP data according to EU regulation 327/2011:

Overall efficiency	50.2 %
Measurement category	A
Efficiency category	static
Efficiency grade N	57.8
Variable speed drive	INTEGRATED
Power input	630 W
Air flow	6608 m ³ /h
Pressure drop	160 Pa
Rotational speed	1157 RPM
Specific ratio	1.00

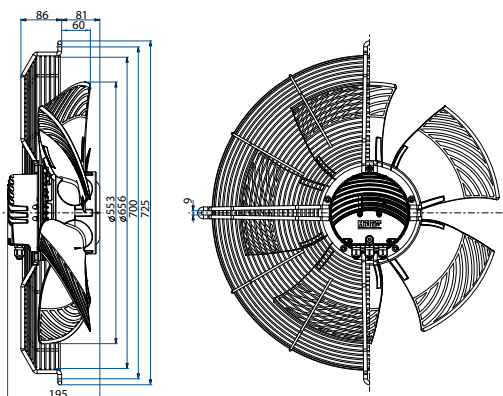
General notes

Connection diagram: 0302-0-1006	See section Connection diagrams
Guard grills & wall-plates	See section Accessories
Standards compliance	See introduction page

Dimensions and fan ordering information

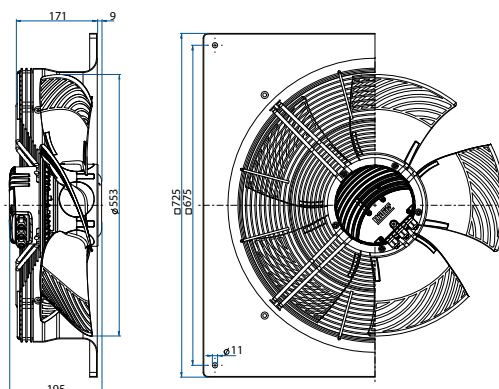
Airflow direction - sucking

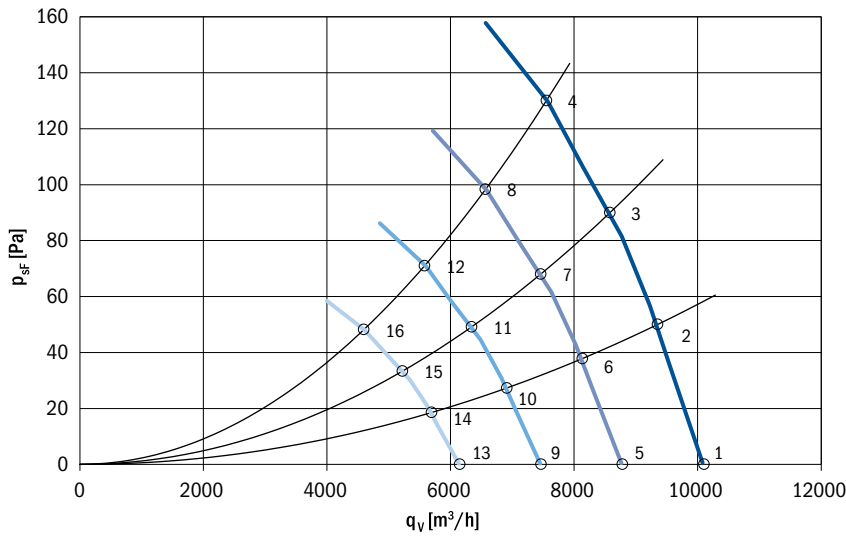
Type: R14R-56APS-ET60B-03B18
Code: 0314-4-0089
Weight: 13.4 kg



Airflow direction - sucking

Type: R14P-56APS-ET60B-03B18
Code: 0314-4-0090
Weight: 19.3 kg





Aerodynamic characteristic:

- measured in full bell mouth without guard grill
- installation category A according to ISO 5801

Sound power level:

- measured on pressure side
- fan mounted in full bell mouth without guard grill
- measured according to ISO 3741; installation type A

The values given may vary according to actual installation in the unit.

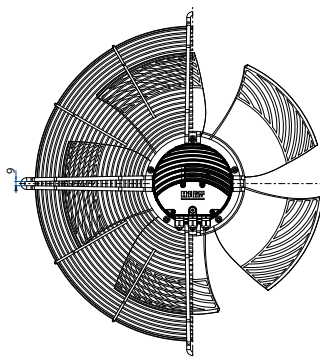
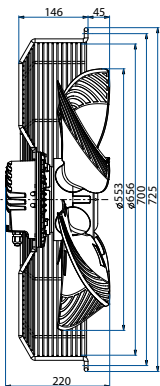
Definition of symbols

U [V]	Supply voltage
f [Hz]	Frequency
n [RPM]	Fan speed
q_v [m³/h]	Air flow
p_{sF} [Pa]	Pressure drop
P_e [W]	Power input
I [A]	Current
L_{WA} [dB (A)]	Sound power level A weighted
T_{a max} [°C]	Max. ambient temperature

	U [V]	f [Hz]	n [RPM]	q _v [m³/h]	p _{sF} [Pa]	P _e [W]	I [A]	L _{WA out} [dB (A)]	T _{a max} [°C]
1	400	50	1150	10100	0	465	0.89	73	60
2	400	50	1150	9350	50	520	0.99	72	60
3	400	50	1150	8580	90	570	1.09	71	60
4	400	50	1150	7550	130	610	1.13	74	60
5	400	50	1000	8783	0	306	0.59	70	60
6	400	50	1000	8130	38	342	0.65	69	60
7	400	50	1000	7461	68	375	0.72	68	60
8	400	50	1000	6565	98	401	0.74	71	60
9	400	50	850	7465	0	188	0.36	66	60
10	400	50	850	6911	27	210	0.40	65	60
11	400	50	850	6342	49	230	0.44	64	60
12	400	50	850	5580	71	246	0.46	67	60
13	400	50	700	6148	0	105	0.20	62	60
14	400	50	700	5691	19	117	0.22	61	60
15	400	50	700	5223	33	129	0.25	60	60
16	400	50	700	4596	48	138	0.25	63	60

Airflow direction - blowing

Type: R14R-56APB-ET60B-03B18
Code: 0314-4-0091
Weight: 13.6 kg



Airflow direction - blowing

Type: R14P-56APB-ET60B-03B18
Code: 0314-4-0092
Weight: 15.9 kg

