

Diameter:

500 mm

R14_-50AP_-ET60B-13B23



Nominal data according to standard IEC 60034 (max. load):

Phase	3~
Nominal voltage	400 V
Nominal voltage range	380-480 V
Frequency	50-60 Hz
Input power	980 W
Input current	1.6 A
Nominal speed	1600 RPM
Min. ambient temperature	-25 °C
Protection class	IP54
Insulation class	130

ErP data according to EU regulation 327/2011:

Overall efficiency	46.9 %
Measurement category	A
Efficiency category	static
Efficiency grade N	53.1
Variable speed drive	INTEGRATED
Power input	1.03 kW
Air flow	7018 m ³ /h
Pressure drop	237 Pa
Rotational speed	1617 RPM
Specific ratio	1.00

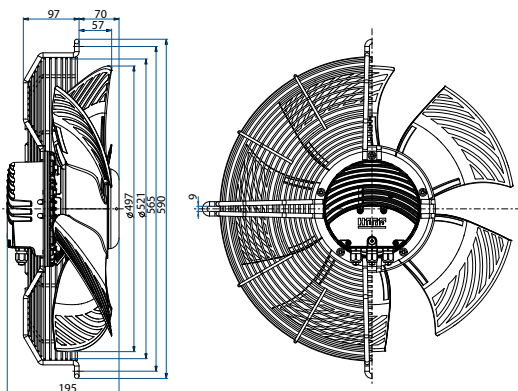
General notes

Connection diagram: 0302-0-1006	See section Connection diagrams
Guard grills & wall-plates	See section Accessories
Standards compliance	See introduction page

Dimensions and fan ordering information

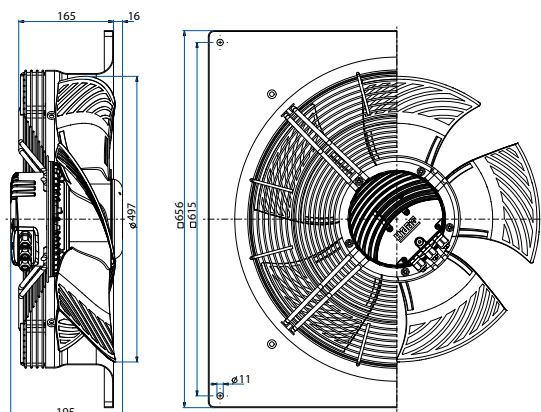
Airflow direction - sucking

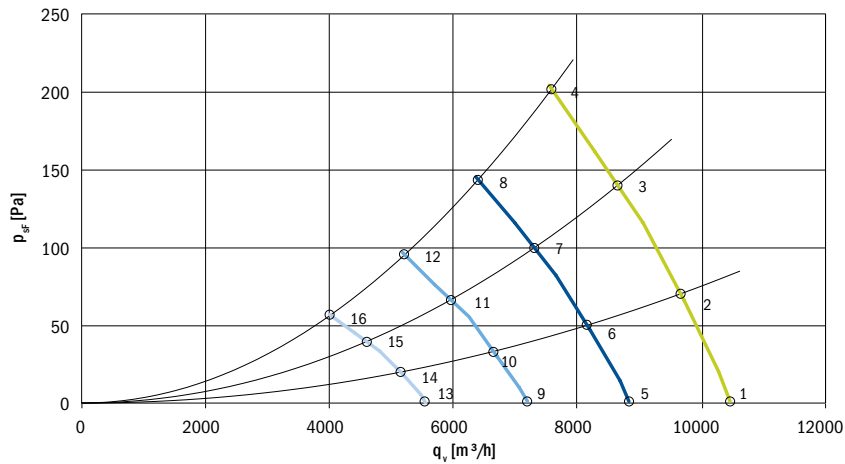
Type: R14R-50APS-ET60B-13B23
Code: 0314-4-0043
Weight: 12.3 kg



Airflow direction - sucking

Type: R14P-50APS-ET60B-13B23
Code: 0314-4-0044
Weight: 17.3 kg





Aerodynamic characteristic:

- measured in full bell mouth without guard grill
- installation category A according to ISO 5801

Sound power level:

- measured on pressure side
- fan mounted in full bell mouth without guard grill
- measured according to ISO 3741; installation type A

The values given may vary according to actual installation in the unit.

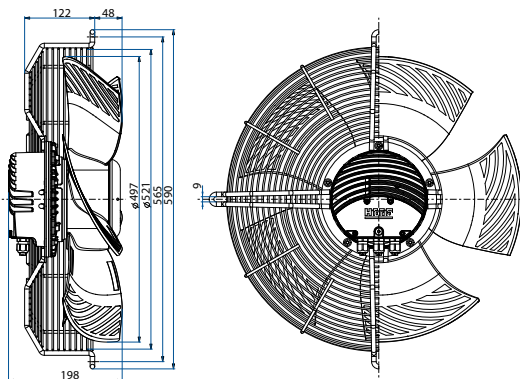
Definition of symbols

U [V]	Supply voltage
f [Hz]	Frequency
n [RPM]	Fan speed
qv [m³/h]	Air flow
psf [Pa]	Pressure drop
Pe [W]	Power input
I [A]	Current
LWA [dB (A)]	Sound power level A weighted
Ta max [°C]	Max. ambient temperature

	U [V]	f [Hz]	n [RPM]	qv [m³/h]	psf [Pa]	Pe [W]	I [A]	LWA out [dB (A)]	Ta max [°C]
1	400	50	1600	10460	0	750	1.24	80	60
2	400	50	1600	9650	70	830	1.35	76	60
3	400	50	1600	8650	140	917	1.45	75	60
4	400	50	1600	7550	200	978	4.53	75	60
5	400	50	1350	8830	0	450	0.75	76	60
6	400	50	1350	8150	50	500	0.82	72	60
7	400	50	1350	7300	100	550	0.87	71	60
8	400	50	1350	6400	142	587	0.92	71	60
9	400	50	1100	7200	0	243	0.4	72	60
10	400	50	1100	6600	33	267	0.44	68	60
11	400	50	1100	6000	65	298	0.47	67	60
12	400	50	1100	5200	95	318	0.5	67	60
13	400	50	850	5560	0	112	0.19	66	60
14	400	50	850	5150	20	124	0.2	62	60
15	400	50	850	4600	40	138	0.22	61	60
16	400	50	850	4000	55	147	0.23	61	60



Type: R14R-50APB-ET60B-13B23
Code: 0314-4-0045
Weight: 12.6 kg



Type: R14P-50APB-ET60B-13B23
Code: 0314-4-0046
Weight: 17.3 kg

