

Diameter:

500 mm

R10\_-50AP\_-ES35B-10B19



**Nominal data according to standard IEC 60034 (max. load):**

Phase	1~
Nominal voltage	230 V
Nominal voltage range	230 V
Frequency	50-60 Hz
Input power	85 W
Input current	0.7 A
Nominal speed	700 RPM
Min. ambient temperature	-25 °C
Protection class	IP54
Insulation class	130

**ErP data according to EU regulation 327/2011:**

**Is not subject to the EU regulation 327/2011.**

Power input lower than 125 W.

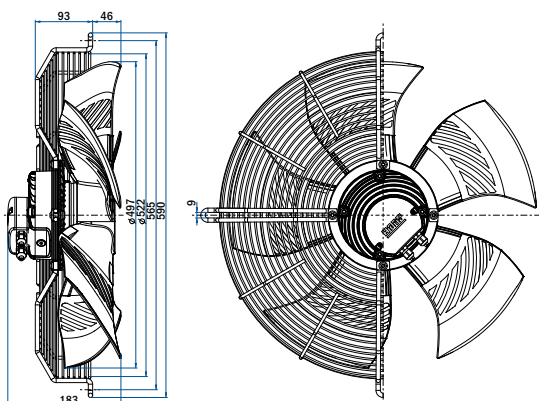
**General notes**

Connection diagram: 0302-0-0006	See section Connection diagrams
Guard grills & wall-plates	See section Accessories
Standards compliance	See introduction page

**Dimensions and fan ordering information**

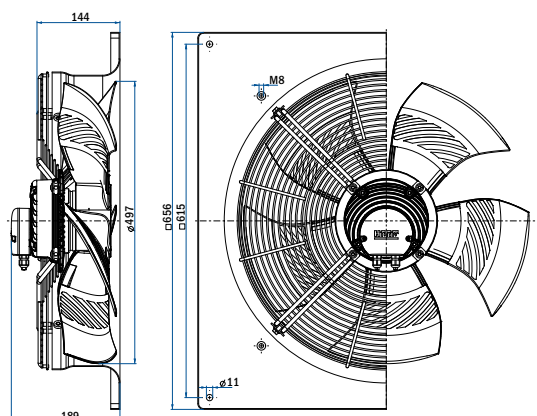
Airflow direction - sucking

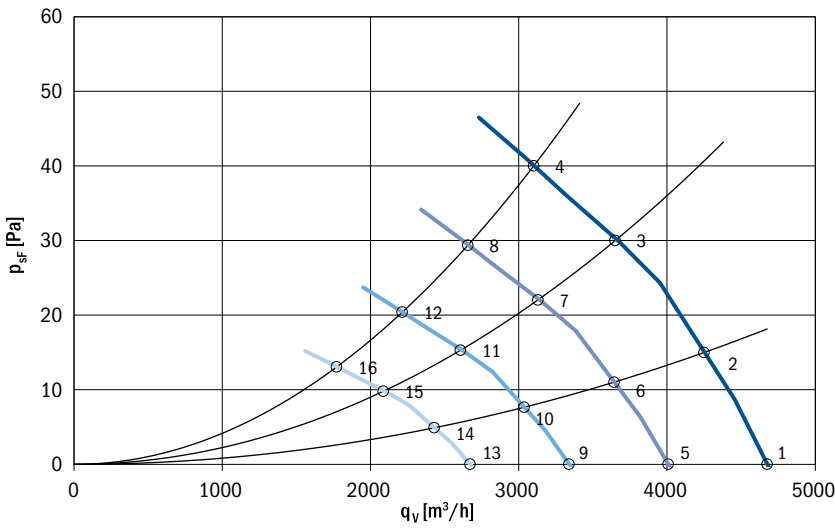
Type: R10R-50APS-ES35B-10B19  
Code: 0310-4-0080  
Weight: 6.8 kg



Airflow direction - sucking

Type: R10P-50APS-ES35B-10B19  
Code: 0310-4-0081  
Weight: 10.9 kg





### Aerodynamic characteristic:

- measured in full bell mouth without guard grill
- installation category A according to ISO 5801

### Sound power level:

- measured on pressure side
- fan mounted in full bell mouth without guard grill
- measured according to ISO 3741; installation type A

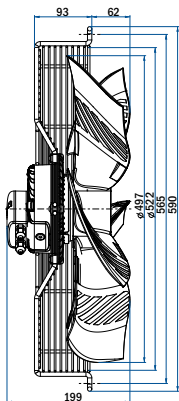
The values given may vary according to actual installation in the unit.

### Definition of symbols

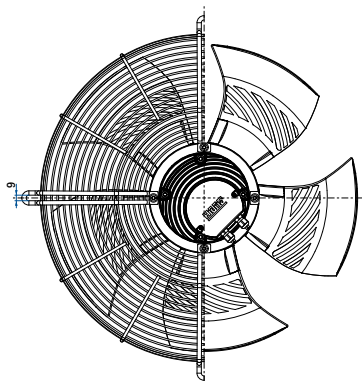
<b>U [V]</b>	Supply voltage
<b>f [Hz]</b>	Frequency
<b>n [RPM]</b>	Fan speed
<b>q<sub>v</sub> [m³/h]</b>	Air flow
<b>p<sub>sf</sub> [Pa]</b>	Pressure drop
<b>P<sub>e</sub> [W]</b>	Power input
<b>I [A]</b>	Current
<b>L<sub>WA</sub> [dB (A)]</b>	Sound power level A weighted
<b>T<sub>a max</sub> [°C]</b>	Max. ambient temperature

	U [V]	f [Hz]	n [RPM]	q <sub>v</sub> [m³/h]	p <sub>sf</sub> [Pa]	P <sub>e</sub> [W]	I [A]	L <sub>WA out</sub> [dB (A)]	T <sub>a max</sub> [°C]
1	230	50	700	4675	0	67	0.57	58	55
2	230	50	700	4250	15	73	0.61	56	55
3	230	50	700	3650	30	83	0.69	55	55
4	230	50	700	3100	40	89	0.73	55	55
5	230	50	600	4007	0	42	0.36	54	55
6	230	50	600	3643	11	46	0.38	53	55
7	230	50	600	3129	22	52	0.43	53	55
8	230	50	600	2657	29	56	0.46	51	55
9	230	50	500	3339	0	24	0.21	49	55
10	230	50	500	3036	8	27	0.22	47	55
11	230	50	500	2607	15	30	0.25	46	55
12	230	50	500	2214	20	32	0.27	45	55
13	230	50	400	2671	0	13	0.11	45	55
14	230	50	400	2429	5	14	0.11	43	55
15	230	50	400	2086	10	15	0.13	42	55
16	230	50	400	1771	13	17	0.14	41	55

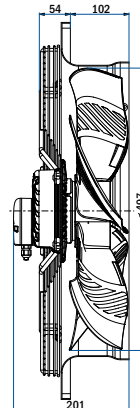
Airflow direction - blowing



Type: R10R-50APB-ES35B-10B19  
Code: 0310-4-0082  
Weight: 6.9 kg



Airflow direction - blowing



Type: R10P-50APB-ES35B-10B19  
Code: 0310-4-0083  
Weight: 11.0 kg

