

EC centrifugal fan combinations

forward curved, dual inlet, with housing, Ø 146



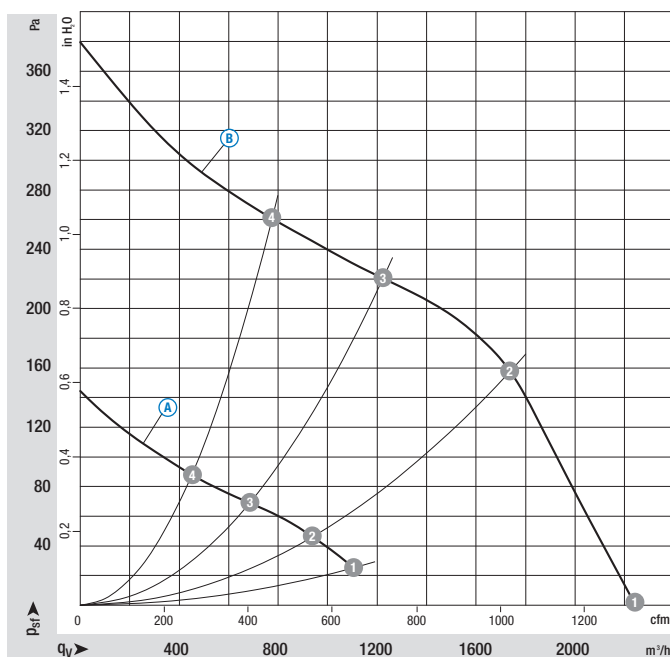
- **Material:** Housing: Plastic PP, black
Impeller: Plastic PA 6, fibreglass-reinforced
Rotor: Galvanised
Electronics housing: Plastic PP, black
- **Direction of rotation:** Clockwise, seen on rotor
- **Type of protection:** IP 44
- **Insulation class:** "F"
- **Mounting position:** Any
- **Condensate discharges:** None, open rotor
- **Mode of operation:** Continuous operation (S1)
- **Design:** Motor anti-vibration mounted on both sides
- **Bearings:** Maintenance-free ball bearings

Nominal data		Curve	Nominal voltage range	Frequency	Speed/rpm ⁽¹⁾	Max. input power ⁽¹⁾	Max. current draw ⁽¹⁾	Min. back pressure	Perm. amb. temp.	Electr. connection
Type	Motor	VAC	Hz	rpm	W	A	Pa	°C	p. 34	
K3G 146	M3G 055-DF	Ⓐ	1~ 200-240	50/60	910	60	0,50	25	-25..+50	H6)
K3G 146	M3G 074-DF	Ⓑ	1~ 200-240	50/60	1430	245	1,90	0	-25..+40	H6)

subject to alterations

(1) Nominal data in operating point with maximum load and 230 VAC

Curves



Air performance measured as per: ISO 5801, Installation category A, in ebm-papst scroll housing and without protection against accidental contact

Suction-side noise levels: L_{wA} as per ISO 13347, L_{pA} measured at 1 m distance to fan axis

The acoustic values given are only valid under the measurement conditions listed and may vary depending on the installation situation.

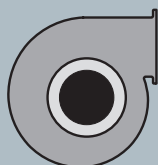
With any deviation to the standard setup, the specific values have to be checked and reviewed once installed or fitted!

For detailed information see page 36 ff.

	n rpm	P _e W	I A	L _{wA} dB(A)
Ⓐ 1	910	60	0,50	57
Ⓐ 2	1005	54	0,49	56
Ⓐ 3	1120	45	0,41	56
Ⓐ 4	1245	37	0,35	57
Ⓑ 1	1430	245	1,90	75
Ⓑ 2	1815	244	1,88	72
Ⓑ 3	1955	199	1,57	71
Ⓑ 4	2090	154	1,25	72

- **Technical features:**
 - Control input 0-10 VDC / PWM
 - Output 10 VDC max. 1,1 mA
- **Motor protection:** TOP wired internally
- **EMC:**
 - Ⓐ Interference emission acc. to EN 61000-6-3
 - Ⓐ Ⓑ Interference immunity acc. to EN 61000-6-2
 - Ⓐ Harmonics acc. to EN 61000-3-2
- **Leakage current:** <= 3,5 mA acc. to EN 60335-1
- **Connection leads:** Via plug
- **Protection class:** I
- **Product conforming to standards:** EN 60335-1

- Tach output
- Motor current limitation
- Soft start



Mass

Centrifugal fan with housing & flange

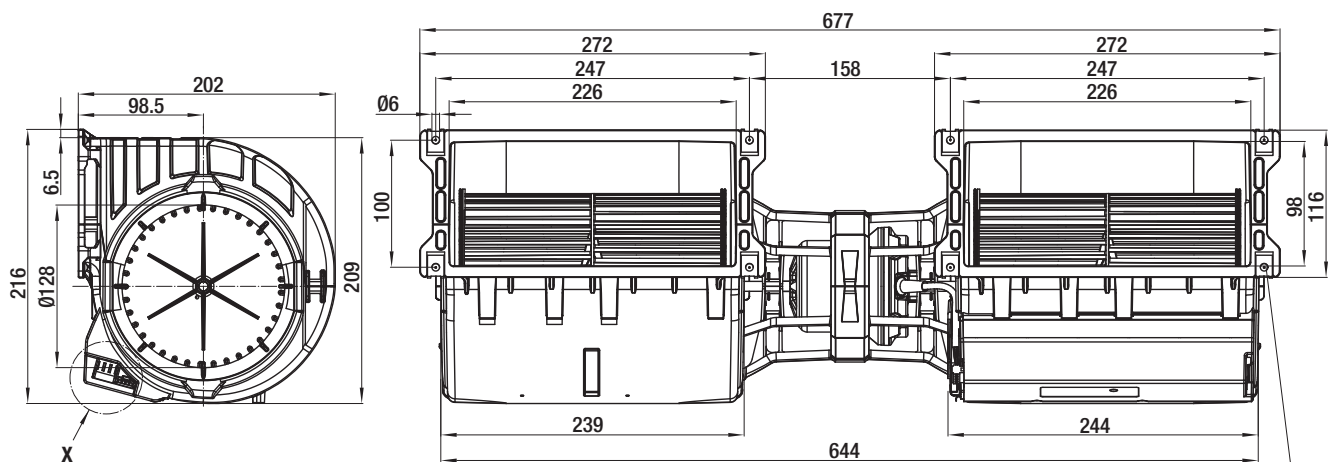
kg

K3G 146-AC15 -01

3,5

K3G 146-AD01 -01

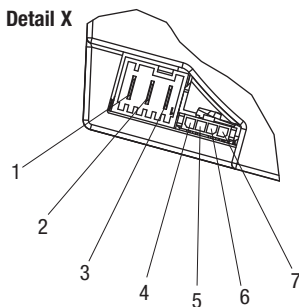
4,7



Plug connector: Lumberg 3642 03 K01
 Mating plug: Lumberg 3626 03 K01
 1 = N
 2 = L
 3 = PE

Strip: Molex Micro Fit 3.0 04365 00400
 Mating plug: Molex Micro Fit 3.0 04364 50400
 4 = GND
 5 = 0-10V lin. / PWM
 6 = Tacho
 7 = 10V

Detail X



8 x sheet metal nut for thread EN ISO 1478-ST4,8 (min. screw length 14,5 mm plus thickness of mounting material)